

**EYFS and Year 1
Statutory assessment
information evening.**

Early Learning Goals

Communication and Language
Listening, Attention and Understanding
<ul style="list-style-type: none"> Listen attentively and respond to what they hear with relevant questions, comments and actions when being read to and during whole class discussions and small group interactions. Make comments about what they have heard and ask questions to clarify their understanding. Hold conversation when engaged in back-and-forth exchanges with their teacher and peers.
Speaking
<ul style="list-style-type: none"> Participate in small group, class and one-to-one discussions, offering their own ideas, using recently introduced vocabulary. Offer explanations for why things might happen, making use of recently introduced vocabulary from stories, non-fiction, rhymes and poems when appropriate. Express their ideas and feelings about their experiences using full sentences, including use of past, present and future tenses and making use of conjunctions, with modelling and support from their teacher.

Understanding the World
Past and Present
<ul style="list-style-type: none"> Talk about the lives of the people around them and their roles in society. Know some similarities and differences between things in the past and now, drawing on their experiences and what has been read in class. Understand the past through settings, characters and events encountered in books read in class and storytelling.
People, Culture and Communities
<ul style="list-style-type: none"> Describe their immediate environment using knowledge from observation, discussion, stories, non-fiction texts and maps. Know some similarities and differences between different religious and cultural communities in this country, drawing on their experiences and what has been read in class. Explain some similarities and differences between life in this country and life in other countries, drawing on knowledge from stories, non-fiction texts and (when appropriate) maps.
The Natural World
<ul style="list-style-type: none"> Explore the natural world around them, making observations and drawing pictures of animals and plants. Know some similarities and differences between the natural world around them and contrasting environments, drawing on their experiences and what has been read in class. Understand some important processes and changes in the natural world around them, including the seasons and changing states of matter.

Personal, Social and Emotional Development
Self-Regulation
<ul style="list-style-type: none"> Show an understanding of their own feelings and those of others, and begin to regulate their behaviour accordingly. Set and work towards simple goals, being able to wait for what they want and control their immediate impulses when appropriate. Give focused attention to what the teacher says, responding appropriately even when engaged in activity, and show an ability to follow instructions involving several ideas or actions.
Managing Self
<ul style="list-style-type: none"> Be confident to try new activities and show independence, resilience and perseverance in the face of challenge. Explain the reasons for rules, know right from wrong and try to behave accordingly. Manage their own basic hygiene and personal needs, including dressing, going to the toilet and understanding the importance of healthy food choices.
Building Relationships
<ul style="list-style-type: none"> Work and play cooperatively and take turns with others. Form positive attachments to adults and friendships with peers. Show sensitivity to their own and to others' needs.

Expressive Arts and Design
Creating with Materials
<ul style="list-style-type: none"> Safely use and explore a variety of materials, tools and techniques, experimenting with colour, design, texture, form and function. Share their creations, explaining the process they have used. Make use of props and materials when role playing characters in narratives and stories.
Being Imaginative and Expressive
<ul style="list-style-type: none"> Invent, adapt and recount narratives and stories with peers and their teacher. Sing a range of well-known nursery rhymes and songs. Perform songs, rhymes, poems and stories with others, and (when appropriate) try to move in time with music.

Mathematics
Number
<ul style="list-style-type: none"> Have a deep understanding of number to 10, including the composition of each number. Subitize (recognise quantities without counting) up to 5. Automatically recall (without reference to rhymes, counting or other aids) number bonds up to 5 (including subtraction facts) and some number bonds to 10, including double facts.
Numerical Patterns
<ul style="list-style-type: none"> Verbally count beyond 20, recognising the pattern of the counting system. Compare quantities up to 10 in different contexts, recognising when one quantity is greater than, less than or the same as the other quantity. Explore and represent patterns within numbers up to 10, including evens and odds, double facts and how quantities can be distributed equally.

Physical Development
Gross Motor Skills
<ul style="list-style-type: none"> Negotiate space and obstacles safely, with consideration for themselves and others. Demonstrate strength, balance and coordination when playing. Move energetically, such as running, jumping, dancing, hopping, skipping and climbing.
Fine Motor Skills
<ul style="list-style-type: none"> Hold a pencil effectively in preparation for fluent writing – using the tripod grip in almost all cases. Use a range of small tools, including scissors, paintbrushes and cutlery. Begin to show accuracy and care when drawing.

Literacy
Comprehension
<ul style="list-style-type: none"> Demonstrate understanding of what has been read to them by retelling stories and narratives using their own words and recently introduced vocabulary. Anticipate (where appropriate) key events in stories. Use and understand recently introduced vocabulary during discussions about stories, non-fiction, rhymes and poems and during role play.
Word Reading
<ul style="list-style-type: none"> Say a sound for each letter in the alphabet and at least 10 digraphs. Read words consistent with their phonic knowledge by sound-blending. Read aloud simple sentences and books that are consistent with their phonic knowledge, including some common exception words.
Writing
<ul style="list-style-type: none"> Write recognisable letters, most of which are correctly formed. Spell words by identifying sounds in them and representing the sounds with a letter or letters. Write simple phrases and sentences that can be read by others.






Year One

Phonics Screening Check

A Guide for Parents



Chapters

1

What is Phonics?

2

What is the Phonics
Screening Check?

3

What Happens During
the Screening?

4

Pseudo Words
(Nonsense words)

5

Reporting to Parents

6

How Are the Results
Used?

7

How Can I Help My
Child at Home?








next
page

What is Phonics?

Children begin to learn phonics (sounds) in early years, both nursery and reception. Once children begin learning sounds, these sounds are used orally to identify and make words. They will then begin to learn the letters which make each of the sounds and these are used to read and spell words.

Once children begin learning sounds, these sounds are used orally to identify and make words. They will then begin to learn the letters which make each of the sounds and these are used to read and spell words.

Phase 2 grapheme information sheet Autumn 1

Grapheme and mnemonic	Picture card	Pronunciation phrase	Formation phrase
s s		Show your teeth and let the s for out sssss	Under the snake's chin, slide down and round to tail
a a		Open your mouth wide and make the 'a' sound at the back of your mouth aaa	Around the ant's abdomen, and down into space
t t		Open your lips, put the tip of your tongue behind your teeth and press ttt	From the tiger's nose to its tail, then follow the stripe across the tiger
p p		Bring your lips together and push them open and say ppp	Down the penguin's back, up and round its head
i i		pull your lips back and make the 'i' sound at the back of your mouth iii	Down the iguana's body, then draw a dot for the tail at the top
n n		Open your lips a bit, put your tongue behind your teeth and make the nnnnn sound nnnnn	Down the stick, up and over the net
m m		Put your lips together and make the mmmmm sound mmmmm	Down, up and over the moose's ears, then add a flick on the nose

© 2001 Words Learning Trust. All rights reserved.

What is the Phonics Screening Check?

Children in Year 1 throughout the country will all be taking part in a phonics screening check during the same week in June. Children in Year 2 will also take the check if they did not achieve the required result when in Year 1 or they have not taken the test before.

Headteachers should decide whether it is appropriate for each of their pupils to take the phonics screening check. The phonics screening check is designed to confirm whether individual children have learnt phonic decoding and blending skills to an appropriate standard.



chapter
menu

next
page

What Happens During the Test?

The test contains 40 words. Each child will sit one-to-one and read each word aloud to a teacher. The test will take approximately 10 minutes per child, although all children are different and will complete the check at their own pace. The list of words the children read is a combination of 20 real words and 20 pseudo / alien words (nonsense words).







chapter
menu

next
page

Alien/Pseudo Words (Nonsense Words)

The pseudo words will be shown to your child with a picture of an alien. This provides the children with a context for the pseudo word which is independent from any existing vocabulary they may have. Pseudo words are included because they will be new to all pupils; they do not favour children with a good vocabulary knowledge or visual memory of words.

Practice sheet: Real words	Practice sheet: Pseudo words
in	ot 
at	vap 
beg	osk 
sum	ect 

chapter
menu

next
page

Reporting to Parents

By the end of the summer term all schools must report each child's results to their parents. They will also confirm if the child has met the standard threshold. Children who do not achieve the expected level will retake the test when they are in Year 2.



chapter menu

next page

How Are the Results Used?

Results from the check will be used by schools to analyse their own performance and for Ofsted to use in inspections.



chapter
menu

next
page

How Can I Help My Child at Home?

- Play lots of sound and listening games with your child.
- Read as much as possible to and with your child.
- Encourage and praise.
- If your child is struggling to decode a word, help them by encouraging them to spot the digraph/trigraph sound out and blend.
- Blend the sounds by pointing to each one.
- The children bring home weekly phonic sounds, you can look at these with your children.
- Discuss the meaning of words if your child does not know what they have read.

chapter
menu

next
page

